



ISLAMI BANK BANGLADESH LIMITED
Consolidated Balance Sheet
As of 30 September, 2011 (Un-Audited)

	Amount in Taka	
	as of September 30, 2011	as of December 31, 2010
PROPERTY AND ASSETS		
Cash in Hand	40,556,770,140	39,053,405,096
Cash in hand (including foreign currency)	4,704,037,899	3,787,386,652
Balance with Bangladesh Bank & its Agent Bank(s) (including foreign currency)	35,852,732,241	35,266,018,444
Balance with Other Banks & Financial Institutions	18,051,206,974	7,114,712,459
In Bangladesh	13,868,616,244	3,733,285,761
Outside Bangladesh	4,182,590,730	3,381,426,698
Placement with Banks & Other Financial Institutions	-	-
Investments in Shares & Securities	14,598,550,608	13,471,200,872
Government	13,189,857,620	11,668,666,620
Others	1,408,692,988	1,802,534,252
Investments	291,738,567,275	261,725,131,026
General Investments etc.	278,141,040,008	243,285,083,653
Bills Purchased & Discounted	13,597,527,267	18,440,047,373
Fixed Assets including Premises	6,950,902,572	6,757,093,310
Other Assets	4,103,991,498	2,663,628,971
Non - Banking Assets	-	-
Total Assets	375,999,989,067	330,785,171,734


(Mohammad Nesar Uddin, FCA, FCMA)
Senior Vice President (FAD)


(Mohammad Abdul Mannan)
Managing Director

Amount in Taka	
as of September 30, 2011	as of December 31, 2010

LIABILITIES AND CAPITAL

Liabilities

Placement from Banks & Other Financial Institutions

Deposits & Other Accounts

Mudaraba Savings Deposits	125,434,401,409	111,143,631,482
Mudaraba Term Deposits	64,972,483,167	51,156,122,735
Other Mudaraba Deposits	98,742,056,275	91,159,942,987
Al- Wadeeah Current and Other Deposit Accounts	38,459,222,993	35,497,186,925
Bills Payable	3,225,437,556	2,980,609,536

Mudaraba Perpetual Bond

Other Liabilities

Deferred Tax Liabilities /(Assets)

Total Liabilities

Capital/ Share-holders' Equity

Paid - up Capital	10,007,712,000	7,413,120,000
Statutory Reserve	7,934,963,742	7,934,963,742
Other Reserves	5,272,780,020	5,551,580,020
Retained Earnings including Proposed Dividend of Main Operation	-	2,616,599,517
Retained Earnings September-2011	4,671,799,171	-
Minority Interest	61,452	13,452

Total Liabilities & Shareholders' Equity

OFF-BALANCE SHEET ITEMS

Contingent Liabilities

Acceptances & Endorsements	-	-
Letters of Guarantee	7,019,286,290	6,427,914,687
Irrevocable Letters of Credit (including Back to Back Bills)	84,089,375,684	87,256,102,042
Bills for Collection	14,825,704,939	18,846,365,012
Other Contingent Liabilities	568,291,636	568,291,636

Total

Other Commitments

Documentary Credits and Short Term Trade Related Transactions	-	-
Forward Assets Purchased and Forward Deposits Placed	-	-
Undrawn Note Issuance and Revolving Underwriting Facilities	-	-
Undrawn Formal Standby Facilities, Credit Lines and Other Commitments	-	-


Total

Total Off - Balance Sheet Items including

Contingent Liabilities


Net Asset Value (NAV) Per Share

330,833,601,400	291,937,493,665
3,000,000,000	3,000,000,000
14,116,140,290	12,168,253,018
162,930,992	163,148,320
348,112,672,682	307,268,895,003
27,887,316,385	23,516,276,731
375,999,989,067	330,785,171,734
-	-
106,502,658,549	113,098,673,377
278.66	234.98



(Mohammad Nesar Uddin, FCA, FCMA)
Senior Vice President (FAD)

8 9 ✓



(Mohammad Abdul Mannan)
Managing Director